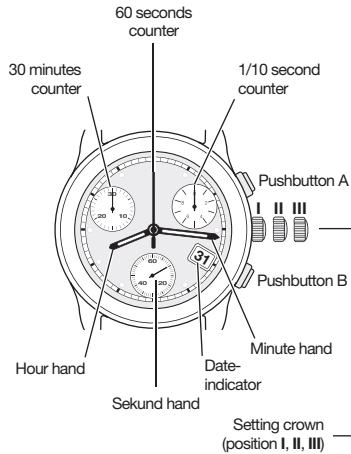
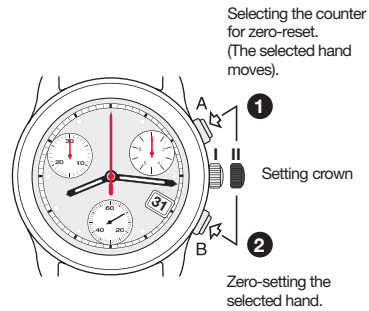
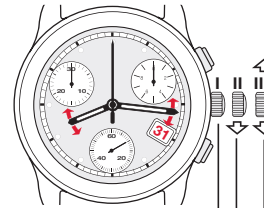
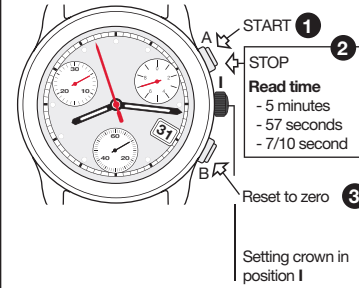


DISPLAY**Watch hands****A****SETTING THE COUNTERS TO ZERO****Setting crown in position II****B****SETTINGS****Setting crown 3 positions**

Note
Setting crown in position III: **STOP-SECOND**

C**TIMING MODE****Simple timing function**

1 to 3 order of functions

WARNING
Before starting the time, put back the chronograph hands to their original position. If necessary, see paragraph **SETTING THE TIMERS TO ZERO**

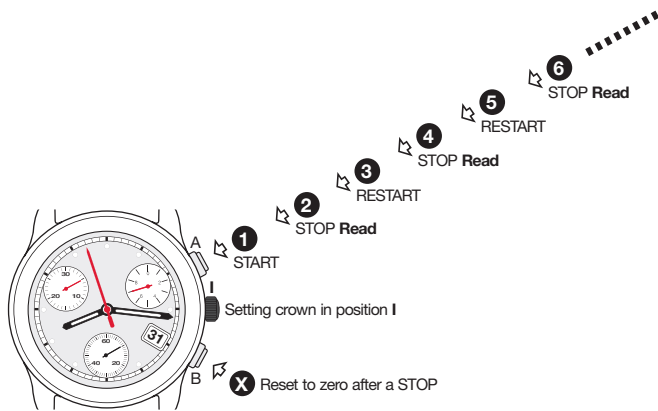
GB USA

CHRONOGRAPH ETA G10.212 AB PWD

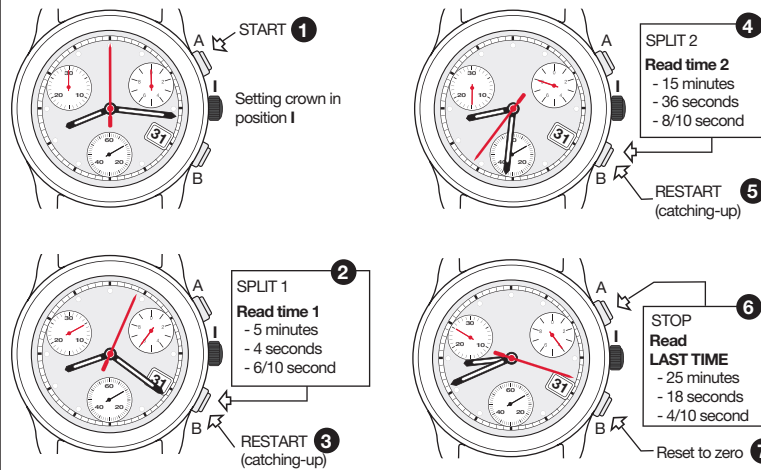


ETA SA Manufacture Horlogère Suisse
depuis 1793

622 038 - 24.02.2015 / ETA / 00

TIMING MODE**ADD function**

1 to X order of functions

E**TIMING MODE****SPLIT-TIME or INTERMEDIATE TIMES function**

1 to 7 order of functions

F